

Introductory sub-table (I)(a)

Name of the Company: **JINDAL LEASEFIN LIMITED**

Scrp Code, Name of the scrip : **JINDAL LEASEFIN LIMITED** Class of security: **EQUITY**

Quarter ended: **DECEMBER 31, 2013**

Partly paid-up shares:-	No. of partly paid-up shares	As a % of total no. of partly paid-up shares	As a % of total no. of shares of the company
--------------------------------	-------------------------------------	---	---

Held by promoter/promoter group	0	0.00%	0.00%
Held by public	0	0.00%	0.00%
Total	0	0.00%	0.00%

Outstanding convertible securities:-	No. of outstanding securities	As a % of total no. of outstanding convertible securities	As a % of total no. of shares of the company, assuming full conversion of the convertible securities
---	--------------------------------------	--	---

Held by promoter/promoter group	0	0.00%	0.00%
Held by public	0	0.00%	0.00%
Total	0	0.00%	0.00%


Warrants:-	No. of warrants	As a % of total no. of warrants	As a % of total no. of shares of the company, assuming full conversion of warrants
-------------------	------------------------	--	---

Held by promoter/promoter group	0	0.00%	0.00%
Held by public	0	0.00%	0.00%
Total	0	0.00%	0.00%


Total paid-up capital of the company, assuming full conversion of warrants and

30089000

For Jindal Leasefin Limited



Director/Author Signature

Statement Showing latest Shareholding Pattern					
Name of the Company :		JINDAL LEASEFIN LIMITED			
Category code	Category of Shareholder	Number of Shareholders	Total number of shares	Number of shares held in dematerialized form	Total shareholding as a percentage of total number of As a percentage of(A+B) ¹
(A)	Shareholding of Promoter and Promoter Group²				
1	Indian				
(a)	Individuals/ Hindu Undivided Family	3	878805	0	29.21
(b)	Central Government/ State Government(s)				0.00
(c)	Bodies Corporate	4	1377695	0	45.79
(d)	Financial Institutions/ Banks				0.00
(e)	Any Others(Specify)				0.00
(e-i)					0.00
(e-ii)					0.00
	Sub Total(A)(1)	7	2256500	0	74.99
2	Foreign				
a	Individuals (Non-Residents Individuals/ Foreign Individuals)				0.00
b	Bodies Corporate				0.00
c	Institutions				0.00
d	Any Others(Specify)				0.00
d-i					0.00
d-ii					0.00
	Sub Total(A)(2)	0	0	0	0.00
		7	2256500	0	74.99

For Jindal Leasefin Limited

 Director/Auth. Signatory

(B)	Public shareholding				
1	Institutions				
(a)	Mutual Funds/ UTI				0.00
(b)	Financial Institutions / Banks				0.00
(c)	Central Government/ State Government(s)				0.00
(d)	Venture Capital Funds				0.00
(e)	Insurance Companies				0.00
(f)	Foreign Institutional Investors				0.00
(g)	Foreign Venture Capital Investors				0.00
(h)	Any Other (specify)				0.00
(h-i)					0.00
(h-ii)					0.00
	Sub-Total (B)(1)	0	0	0	0.00
B 2	Non-institutions				
(a)	Bodies Corporate	17	65200		2.17
(b)	Individuals				
	Individuals -i. Individual shareholders holding nominal share capital up to Rs 1 lakh	2308	670700	0	22.29
	II ii. Individual shareholders holding nominal share capital in excess of	1	16500	0	0.55
(c)	Any Other (specify)				
(c-i)	HUF				0.00
(c-ii)					0.00
	Sub-Total (B)(2)	2326	752400	0	25.01
(B)	Total Public Shareholding (B) = (B)(1) + (B)(2)	2326	752400	0	25.01
	TOTAL (A)+(B)	2333	3008900	0	100

For Jindal Leasefin Limited


Director/ Auth. Signatory

(I)(b) Statement showing Shareholding of persons belonging to the category
"Promoter and Promoter Group"

Sr. No.	Name of the shareholder	Number of shares	Shares as a percentage of total number of shares {i.e., Grand Total (A)+(B)+(C) indicated in Statement at para (I)(a) above}
1	SURENDER KUMAR JINDAL	593803	19.73
2	KUSUM JINDAL	285001	9.47
3	Jindal Art and glass innovations private limited	268999	8.94
4	Jindal Dyechem Industries Private Limited	200000	6.65
5	Jindal Exports and Imports Private Limited	538997	17.91
6	Grand Builders Private Limited	369699	12.29
7	KISTURI DEVI JINDAL	1	0.00
	TOTAL	2256500	74.99


For Jindal Leasefin Limit


Director/ Auth. Signatory

(c) Statement showing Shareholding of persons belonging to the category "Public" and holding more than 1% of the total number of shares

Sr. No.	Name of the shareholder	Number of shares	Shares as a percentage of total number of shares {i.e., Grand Total
1			
2			
3			
4			
5			
6			
7			
8			
9			
10			
TOTAL			

For Jindal Leasefin Limited




Director & Signatory

(I)(c)(ii) Statement showing holding of securities (including shares, warrants, convertible securities) of persons (together with PAC) belonging to the category “Public” and holding more than 5% of the total number of shares of the company

Sr. No.	Name(s) of the shareholder(s) and the Persons Acting in Concert (PAC) with them	Number of shares	Shares as a percentage of total number of shares {i.e., Grand Total (A)+(B)+(C) indicated in Statement at para (I)(a) above}	Details of warrants		Details of convertible securities		Total shares (including underlying shares assuming full conversion of warrants and convertible securities) as a % of diluted share capital
				Number of warrants	As a % total number of warrants of the same class	Number of convertible securities held	% w.r.t total number of convertible securities of the same class	
1								
2								
3								
4								
5								
6								
7								
8								
9								
10								
TOTAL								

For Jindal Leasefin Limited



Author/ Auth. Signatory

